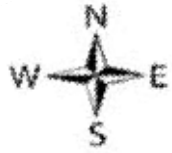
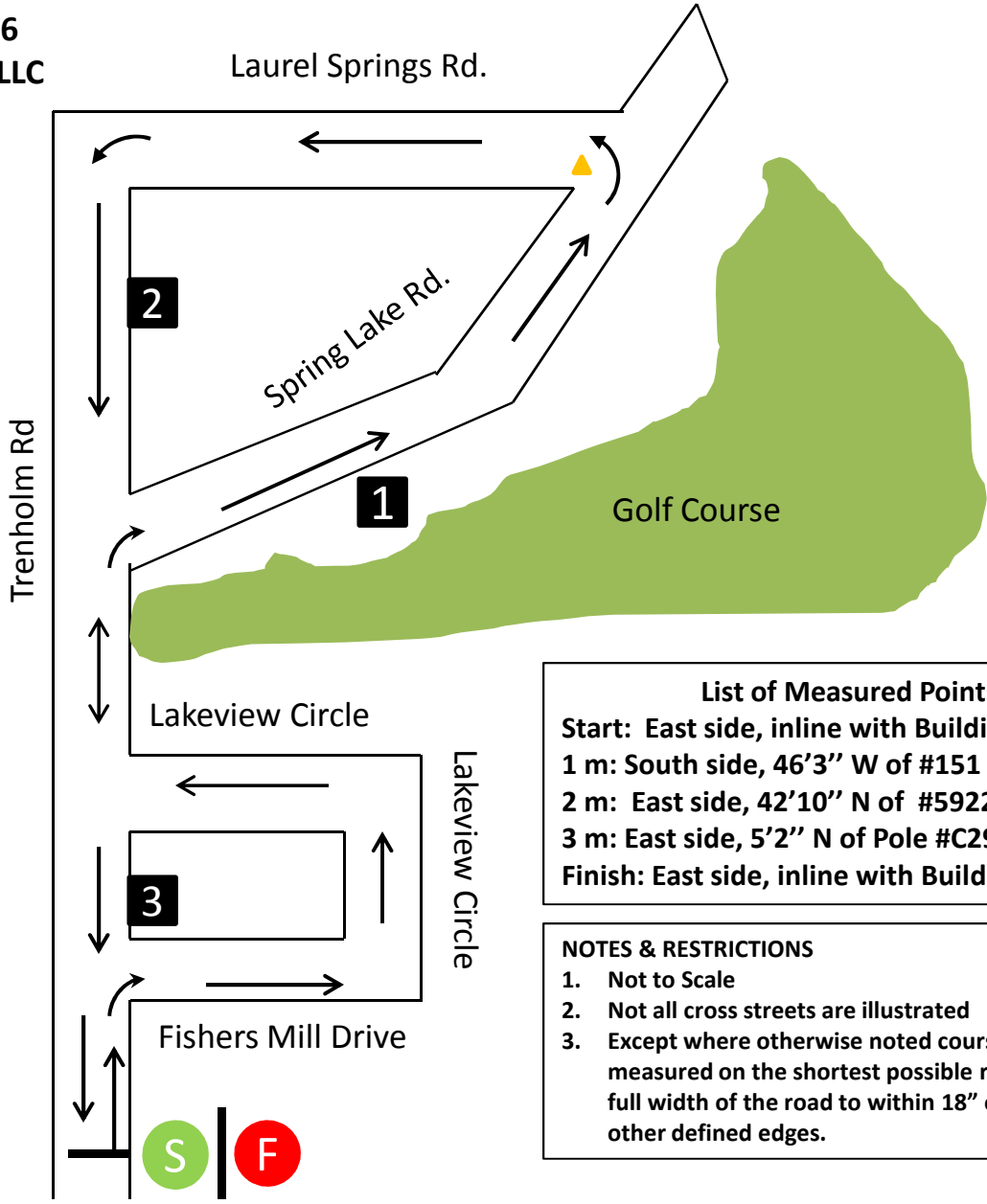
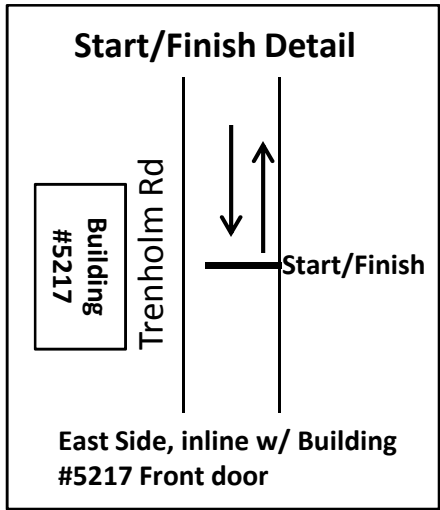




Cold Winter's Day Tren 5k
 Measured by: Selwyn Blake
 Measured Date: 11/25/16
 Designed by : iSMBJude, LLC



Elevation
 Start: 170 ft
 Finish: 170 ft
 Lower: 170 ft
 Highest: 270 ft



List of Measured Points
 Start: East side, inline with Building #5217
 1 m: South side, 46'3" W of #151 Front Door
 2 m: East side, 42'10" N of #5922 Mail Box
 3 m: East side, 5'2" N of Pole #C2963
 Finish: East side, inline with Building #5217

NOTES & RESTRICTIONS
 1. Not to Scale
 2. Not all cross streets are illustrated
 3. Except where otherwise noted course has been measured on the shortest possible route using full width of the road to within 18" of curbs and other defined edges.